

## TATA MOTORS KA BHAROSA RAHE AAPKE SAATH HAR KADAM

**TATA MOTORS SAMPOORNA SEVA**  
 AAPKE SAATH HAR KADAM  
 TOLL FREE 1800 209 7979

Surrounding services: TATA MOTORS INSURANCE, 6 YEAR WARRANTY, TATA FLEETMAN, TATA DELIGHT, TATA OK, TATA GENUINE PARTS, TATA SURAKSHA, TATA PROLIFE, TATA KAVACH, TATA ALERT.



Service-Anywhere, Anytime



6 SAAL. AAPKA KHAYAL.



Fleet Telematics for higher productivity



Har Kadam Par Khushiyan



FIRST STEP TO SUCCESS



Engineered to go the distance



ANNUAL MAINTENANCE CONTRACT



rebuilt to last



QUICK ACCIDENT REPAIR



Experience the best...

### TATA MOTORS

For more information, please visit our website: [www.tatatrucks.tatamotors.com](http://www.tatatrucks.tatamotors.com)

You can also contact our Sales Office: Tata Motors Limited, 4th Floor, Ahura Centre, 82, Mahakali Caves Road, MIDC, Andheri (East), Mumbai - 400 093 or call toll-free no. 1800 209 7979.

Terms & Conditions apply as per the policy of ITGI. Insurance available on light, intermediate & heavy commercial vehicles.

CAUTION: Accessories shown in the picture or elsewhere do not constitute standard fitment.

The specifications are merely indicative. Due to continuous product improvements, these specifications are liable to change without notice.

Terms & Conditions apply


**TATA MOTORS**  
Connecting Aspirations



## ENJOY THE 46T POWER ADVANTAGE

**SIGNA 4623.S | LPS 4623**

Now More Eco-friendly, Reliable and Fuel-efficient



**ENHANCED DRIVETRAIN  
HIGHER CAPACITY AXLES  
HIGHER GVW | HIGHER PAYLOAD**

**45 500 kg GVW**

## SIGNA 4623.S

### Power of India's most preferred 46T Tractor Trailer



#### Applications

Cement, Steel, Coal, Port, Chassis-on-Trailer, Container, Fly-ash, Bulk Cement, Industrial Goods/Machinery, Aggregates

- Available in 2-colour combinations - Sunrise Orange and Titanium White
- **Cummins ISBe 5.9 L "Umbrella" engine with Cummins Fuel Injection System** and innovative features like twin mode FE switch, 2-stage fuel filtration, VAM, LBSC, GDP, optimised APM & DEF cal, e-viscous fan and longer oil drain intervals. Reduced maintenance cost with TMGO.
- **GSA: Facilitates Load/Terrain based optimised gear shifting for best mileage in the prevailing operating condition.**
- **New gen Tata G950 gearbox and pioneering RA 110 rear axle** for excellent traction, loaded acceleration, restartability and optimised fuel economy under diverse operating and loading conditions with enhanced

driving comfort and low maintenance. Reduced maintenance cost with TMGO.

- **SIGNA cabin for world-class riding comfort and driving ergonomics with factory fitted AC/Blower and Telematics.**
- **Cummins SCR after treatment system** - Clean, safe, robust and reliable.
- Best-in-industry durability, reliability and running performance.
- Fully built options available.
- Available in Cowl option also

#### TATA ADVANTAGES

- ▶ Highest selling 4-axle truck in India
- ▶ Lower maintenance cost
- ▶ 6-year/6 lakh driveline warranty
- ▶ Sustained business profitability
- ▶ Maximum loading ability
- ▶ Longer service intervals
- ▶ Widest spare & service network
- ▶ Best-in-industry durability and reliability
- ▶ Lowest cost per ton km
- ▶ Low cost spare
- ▶ Highest resale value in segment
- ▶ Higher fuel efficiency
- ▶ Customisable AMC offers
- ▶ Faster return on assets

## TECHNICAL SPECIFICATIONS

## SIGNA 4623.S

<b>ENGINE</b>		<b>BRAKES</b>		<b>Side Steps for Entry</b>	
Model	Cummins ISBe 5.9 180 40	Brakes	Full Air S-Cam with Automatic Adjuster	Three Steps on LH & RH Side with Grab Handles for Easy Entry	
Emission Norms	BS4	Service Brakes	Spring Actuated Parking Brake Acting on Rear Wheels	<b>Head Lamp</b>	
Max. Power	170 kW @ 2 500 r/min	Auxilliary	Engine Exhaust Brake - Pneumatically Operated	Wrap-around Clear Lens Head Lamps	
Max. Torque	850 Nm @ 1 400 - 1 700 r/min	Braking System	Butterfly Valve Type	<b>Optional Fitments</b>	
Displacement	5 883 cm <sup>3</sup>	ABS	Yes, Standard Fitment	Fog Lamps, Music System	
Other Details	Air Filter: Dry Type Air Filter; Bore x Stroke: 102 mm x 120 mm  Fuel Filter: Pre and Fine Filtration with Water Separator  After Treatment Unit for Selective Catalytic Reduction (SCR)	<b>TYRES</b>		<b>Air Ventilation Options</b>	
<b>CLUTCH</b>		Size & Type		AC/Blower	
Clutch	380 mm dia, Dry Single Plate, Push Type, Booster Assisted	Option 1: 295/80R 22.5 Tubeless (F+R) Option 2: 295/80R22.5 Tubeless (F) + 10R20 (R)		<b>ELECTRICAL SYSTEMS</b>	
<b>GEARBOX</b>		<b>FUEL TANK</b>		Battery	
Gearbox	Tata G950 Synchromesh Gearbox 6 Forward + 1 Reverse	Fuel Tank		24 V, 100 Ah	
<b>REAR AXLE</b>		400 L, Metallic		Alternator	
Rear Axle	Tata RA 110	<b>CHASSIS FRAME</b>		90 A	
<b>STEERING</b>		Frame Type		<b>DIMENSIONS</b>	
Steering	470 mm dia, Hydraulic Power-assisted	Ladder Type Heavy Duty Frame with Riveted & Bolted Cross Members		Wheelbase	
<b>SUSPENSION</b>		Dimensions		3 200 mm	
Suspension	Semi-elliptical/Parabolic Leaf Spring at Front & Semi-elliptical Multi Leaf Spring at Rear	285 mm x 65 mm x 7 mm		Max. Width	
Anti-Roll Bar	Yes, at Front	<b>CABIN</b>		2 565 mm	
Shock Absorbers	Yes, at Front: Hydraulic Double Acting Telescopic Type	Type		Overall Length	
		All-new SIGNA Cabin, All-steel, 4-point Suspension with Roller Bush Arrangement in the Rear		5 625 mm	
		Seat		Min. Turning Circle Dia	
		Mechanically Suspended Seat for Driver and Bucket Seat for Co-driver with Integrated Headrest		12 300 mm	
		Seat Belts		<b>PERFORMANCE</b>	
		Emergency Locking Retractor (ELR) Type for Driver and Co-driver		Max. Gradeability	
		Berths		23 % in First Gear	
		Two Nos.; Wide Berths		<b>WEIGHTS</b>	
				Kerb Weight	
				6 130 kg	
				Max. Permissible FAW	
				7 000 kg	
				Max. Permissible RAW	
				11 500 kg	
				Max. Permissible GCW	
				45 500 kg (When coupled with suitable 3-axle Trailer)	

Specifications are subject to change without prior notice. These are indicative photos, specifications for reference only.

- ▶ All steel cabin
- ▶ Highest level of noise and heat insulation
- ▶ Factory-fitted Tata Fleetman Telematics device
- ▶ Contemporary styling
- ▶ Ease of reparability and serviceability
- ▶ Impact and crash barrier tested
- ▶ Wide angle visibility



Premium interior aesthetics for superior in-cab driving experience



Easy accessibility of controls, comfy and expedient driveability



- ▶ Seats with Emergency Locking Retractor (ELR) seat belts
- ▶ 3-way adjustable mechanically suspended seat for unmatched riding comfort
- ▶ Deep seat cushioning and extended body support for long, fatigueless driving
- ▶ Cockpit type dual tone interiors



Air-conditioning



Electronic viscous fan



Truck ventilation system



Tilt & telescopic steering



- ▶ Ergonomic dashboard design with advanced instrument cluster & tell tale lamps
- ▶ Trip mileage indicator to detect average fuel economy


Improved cabin suspension with front dampers and rear shock absorbers with coil springs

Enhanced driving comfort with transverse cabin shockers at rear

Best-in-class NVH characteristics



Innovative Gear Shift Advisor for load-terrain based gear shift coaching



Provision for infotainment



- ▶ Factory-fitted air-conditioning/blower options
- ▶ Elegant control panel with ergonomically positioned switches
- ▶ Fuel Economy Switch for load/gradient based mileage governance
- ▶ Power socket provision



Wide and comfortable sleeper berth with spacious berth box



Both side grab handle and wider door angle for easy ingress/egress



Magazine pocket and bottle holder



Pendant type accelerator and clutch pedal for fatigueless driving



Clear lens wrap-around head lamp for superior visibility coupled with chic styling



LH & RH aero corners for reduced aerodynamic drag and better fuel economy



Lowest step-in height with three step footstep and scuff plate



Lockable glove box beneath co-driver seat



Side close proximity mirror  
Normal rear view mirror  
Wide angle rear view mirror



Single locking system for entire vehicle



Ergonomic steering wheel



3-piece bumper | Ease of reparability due to modular design

Images are representational



- ▶ Better Fleet Utilisation
- ▶ Higher Vehicle Uptime
- ▶ Better Control of Operating Cost
- ▶ Faster Turnaround Time
- ▶ Proactive Maintenance
- ▶ Higher Driver Productivity
- ▶ Better Return Load Planning
- ▶ Stolen Vehicle Tracking



Real-time Vehicle Tracking



Monitoring of:  
Idling | Green Band Driving  
Over Speeding | Over Revving  
Over Run | Heavy Throttle



Review of Trip Performance between Locations




Geo-fencing



Fuel Consumption & DEF Monitoring



Harsh Acceleration, Braking and Cornering Detection



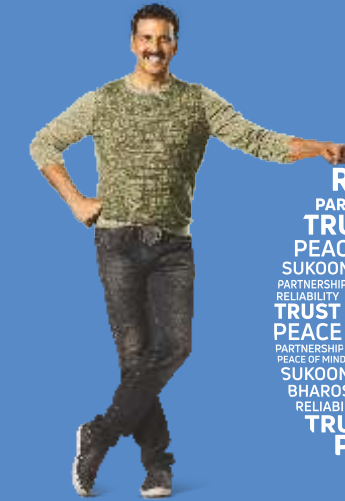
SMS Alerts & Reports



Mobile Application

## Tata 6-Year Warranty

Sampoorna khayal har kadam.



6 SAAL. AAPKA KHAYAL.

Terms & Conditions apply